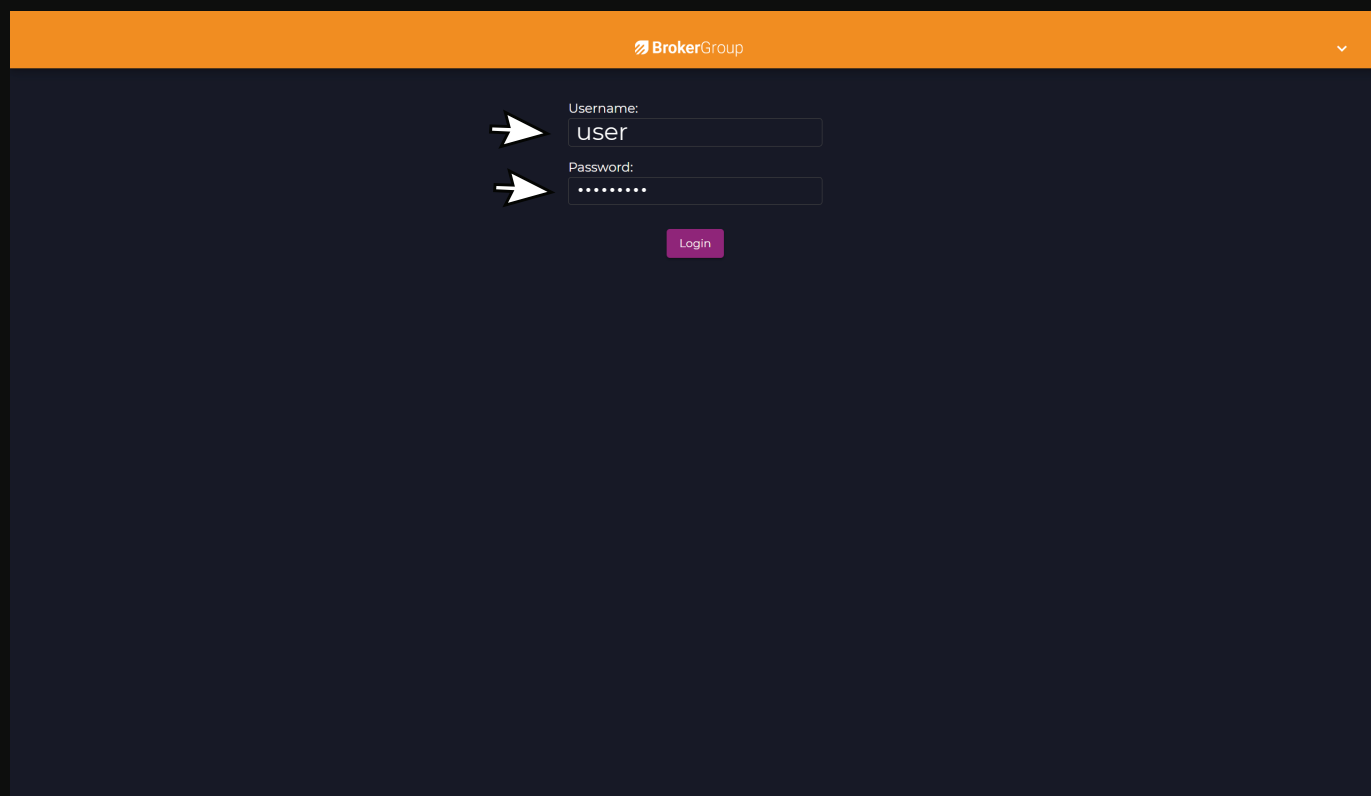


資金を引き出す方法

以下の **URL** をブラウザに入力します
Web ページにアクセスし、【ログイン】を選択します。
アカウントにアクセスします。

www.broker-group.com



BrokerGroup

Username:
user

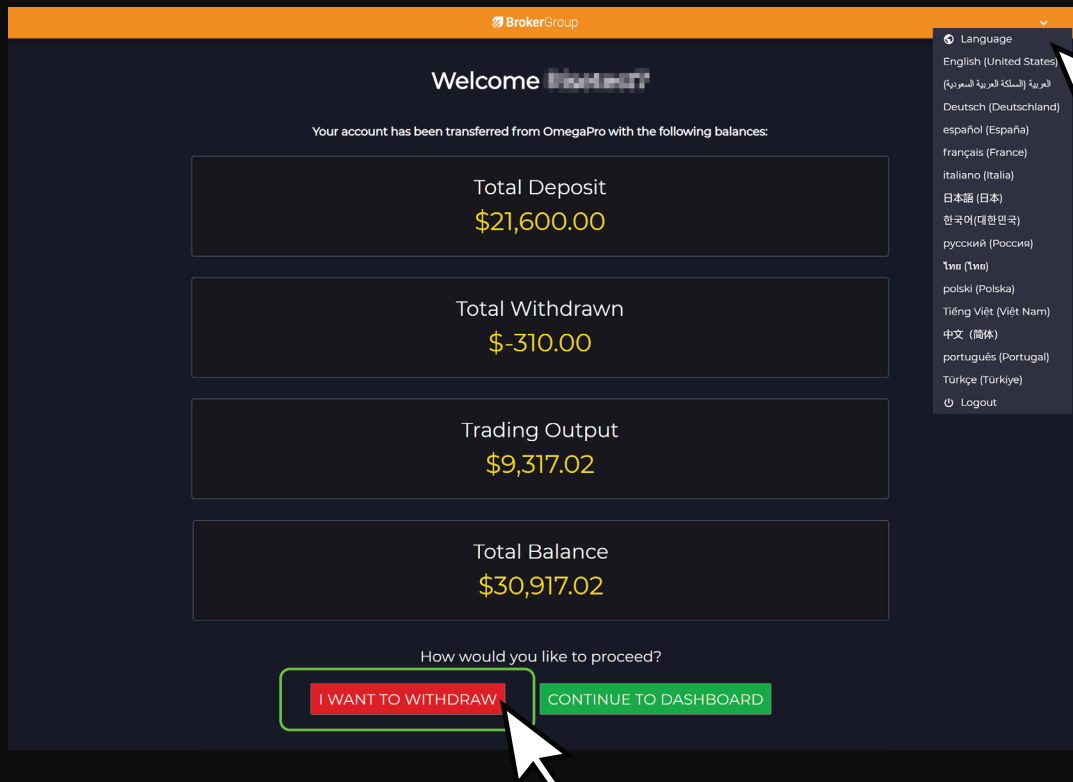
Password:
.....

Login

Omegapro のログイン情報を使用して簡単にログインできます。

Omegapro のユーザー名とパスワードを入力し、【ログイン】をクリックします。

ページの下で、「I WANT TO WITHDRAW」を選択します



BrokerGroup

Welcome [blurred]

Your account has been transferred from OmegaPro with the following balances:

Total Deposit	\$21,600.00
Total Withdrawn	\$-310.00
Trading Output	\$9,317.02
Total Balance	\$30,917.02

How would you like to proceed?

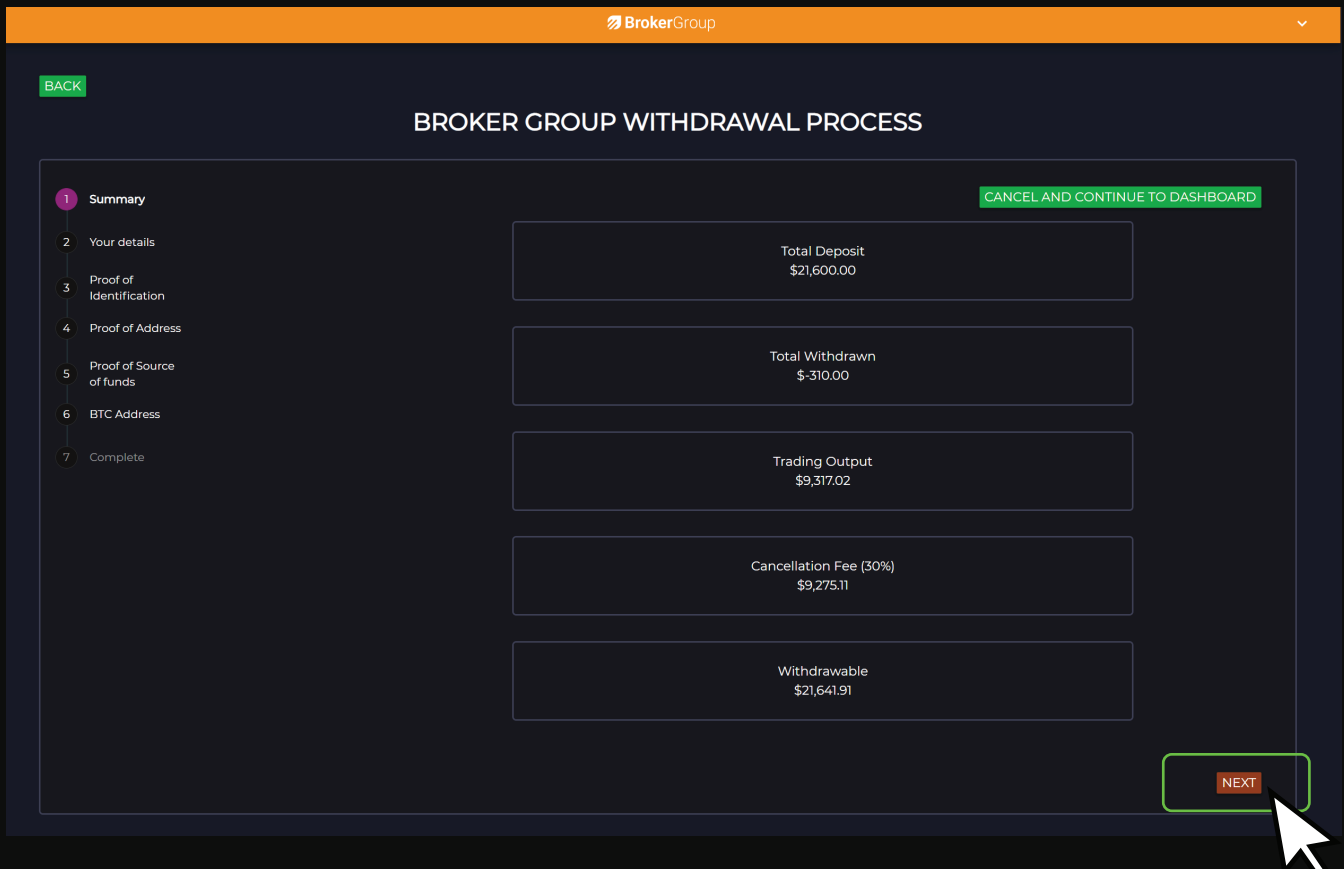
[I WANT TO WITHDRAW](#) [CONTINUE TO DASHBOARD](#)

Language

- English (United States)
- العربية (المملكة العربية السعودية)
- Deutsch (Deutschland)
- español (España)
- français (France)
- italiano (Italia)
- 日本語 (日本)
- 한국어 (대한민국)
- русский (Россия)
- ไทย (ไทย)
- polski (Polska)
- Tiếng Việt (Việt Nam)
- 中文 (簡体)
- português (Portugal)
- Türkçe (Türkiye)
- Logout

優先するを選択します
言語

[次へ] をクリックして続行します。



BrokerGroup

BACK

BROKER GROUP WITHDRAWAL PROCESS

[CANCEL AND CONTINUE TO DASHBOARD](#)

1 Summary	Total Deposit \$21,600.00
2 Your details	Total Withdrawn \$-310.00
3 Proof of Identification	Trading Output \$9,317.02
4 Proof of Address	Cancellation Fee (30%) \$9,275.11
5 Proof of Source of funds	Withdrawable \$21,641.91
6 BTC Address	
7 Complete	

[NEXT](#)

[次へ] をクリックして続行します。

The screenshot shows the 'BROKER GROUP WITHDRAWAL PROCESS' interface. At the top, there is a 'BACK' button. The main heading is 'BROKER GROUP WITHDRAWAL PROCESS'. On the left, a vertical progress bar lists seven steps: 1 Summary, 2 Your details (highlighted), 3 Proof of Identification, 4 Proof of Address, 5 Proof of Source of funds, 6 BTC Address, and 7 Complete. The main content area is titled 'YOUR DETAILS' and contains a form with the following fields: Name, Address Line 1, Address Line 2, City, Region, and Country. Each field has a corresponding input area. In the top right corner, there is a green button labeled 'CANCEL AND CONTINUE TO DASHBOARD'. In the bottom right corner, there are two buttons: 'PREVIOUS' and 'NEXT'. A mouse cursor is pointing at the 'NEXT' button, which is highlighted with a green border.

[ファイルを選択] をクリックして、本人確認書類をアップロードします。

本人確認のため、以下のいずれかの書類が必要です。

パスポート
生体認証在留カード
国民IDカード
旅行書類
出生証明書、養子縁組証明書、または出生登録証明書。

「次へ」をクリックします。

(提供する書類はプロフィールと一致している必要があります)

The screenshot shows the 'BROKER GROUP WITHDRAWAL PROCESS' interface, specifically the 'PROOF OF IDENTIFICATION' step. The top navigation bar is orange with the 'BrokerGroup' logo. Below it, a 'BACK' button is visible. The main heading is 'BROKER GROUP WITHDRAWAL PROCESS'. On the left, a vertical progress bar lists seven steps: 1 Summary, 2 Your details, 3 Proof of Identification (highlighted), 4 Proof of Address, 5 Proof of Source of funds, 6 BTC Address, and 7 Complete. The main content area is titled 'PROOF OF IDENTIFICATION' and contains the following text: 'For the purpose of identification one of the following forms of documentation will be required' followed by a bulleted list: passport, biometric residence card, national identity card, travel document, and birth or adoption certificate or certificate of registry of birth. Below this, it says 'Please upload verification document below.' and 'Accepted file types: .jpg .jpeg .png .pdf' and 'Maximum filesize: 10 mb'. There is a 'SELECT FILES...' button with a file input field. In the bottom right corner, there are two buttons: 'PREVIOUS' and 'NEXT'. A mouse cursor is pointing at the 'NEXT' button, which is highlighted with a green border.

[ファイルを選択] をクリックして、住所証明書類をアップロードします。
住所を証明するために、次のいずれかの認証コピーを提供してください。

銀行取引明細書

物件に連動したガス、電気、水道、インターネット等の光熱費。

公認の公的機関または公務員からの手紙/政府発行の通信

家主とテナントの署名がある現在の賃貸借契約。

クレジットカード明細書。

居住証明のための雇用主の証明書。

住宅購入証書。

「次へ」をクリックします。

The screenshot shows the 'BROKER GROUP WITHDRAWAL PROCESS' form at step 4, 'Proof of Address'. The left sidebar lists steps 1 through 7, with step 4 highlighted. The main content area is titled 'PROOF OF ADDRESS' and lists acceptable documents for proof of address: Bank statement, Utility bill for gas, electricity, water, internet, etc. linked to the property, Letters from a recognised public authority or public servant/any government-issued correspondence, Current lease agreement with signatures of the landlord and the tenant, Credit card statement, Employer's certificate for proof of residence, and House purchase deed. Below the list, it says 'Please upload verification document below. Accepted file types: .jpg .jpeg .png .pdf. Maximum filesize: 10 mb'. There is a 'SELECT FILES...' button with a mouse cursor pointing to it. At the bottom right, the 'NEXT' button is highlighted with a yellow box and a mouse cursor pointing to it. A 'PREVIOUS' button is at the bottom left. A 'CANCEL AND CONTINUE TO DASHBOARD' link is at the top right. A 'BACK' button is at the top left.

黄色のボックスでマークされている「このフォーム」をクリックします。

このファイルをダウンロードしてフォームに記入する必要があることに注意してください。
次に、「ファイルを選択」をクリックして、スキャンした文書をアップロードします。次に、「次へ」をクリックします。

The screenshot shows the 'BROKER GROUP WITHDRAWAL PROCESS' form at step 5, 'Proof of Source of Funds'. The left sidebar lists steps 1 through 7, with step 5 highlighted. The main content area is titled 'PROOF OF SOURCE OF FUNDS' and includes the text: 'Why do we need this? Kindly download and fill out this form and upload it to continue your withdrawal process. And please upload verification documents below. Accepted file types: .jpg .jpeg .png .pdf. Maximum filesize: 10 mb'. The phrase 'this form' is highlighted with a yellow box. Below the text, there is a 'SELECT FILES...' button with a mouse cursor pointing to it. At the bottom right, the 'NEXT' button is highlighted with a yellow box and a mouse cursor pointing to it. A 'PREVIOUS' button is at the bottom left. A 'CANCEL AND CONTINUE TO DASHBOARD' link is at the top right. A 'BACK' button is at the top left.

ビットコイン出金アドレスを入力し、完了をクリックして開始します
出金プロセス。

BrokerGroup

▼

BACK

BROKER GROUP WITHDRAWAL PROCESS

1 Summary

2 Your details

3 Proof of Identification

4 Proof of Address

5 Proof of Source of funds

6 BTC Address

7 Complete

CANCEL AND CONTINUE TO DASHBOARD

Please enter your BTC Withdrawal Address:

PREVIOUS

COMPLETE